

GFK & GFV Series

SUBMERSIBLE SEWAGE PUMPS

FEATURES

SELF-CLEANING: The patented design of the self-cleaning K-impeller has been proven to reduce clogging and maintain efficiency when pumping wastewater

SOLIDS HANDLING: The vortex impeller can handle solids up to 3" in size and resists clogging better than a traditional two-vane impeller

POWERFUL: An efficient air-filled motor provides built-in thermal overload protection allowing the pump to run continuously without overheating

ROBUST: Components are made from robust cast iron for long life and easy maintenance

DURABLE: Heavy-duty long life bearings provide peace of mind

SMOOTH: The double mechanical seal provides extra reliability and protects against leakage*

INSTALLATION OPTIONS: Pump has built-in dual seal and sensors for high temperature and seal leak detection which accommodate upgraded panel installations*

* Upgraded installation required for seal leak detection

APPLICATIONS

Used in a variety of residential, commercial and industrial applications such as:

- Sewage systems
- Flood and pollution control
- Dewatering/effluent
- Farms
- Hospitals
- Trailer courts
- Motels


SPECIFICATIONS

- **Capacities:**
 - 2" Series: Up to 290 gpm
 - 3" Series: Up to 560 gpm
- **Total head:**
 - 2" Series: Up to 88 feet TDH
 - 3" Series: Up to 157 feet TDH
- **Horsepower:**
 - 2" Series: Up to 3.8 hp
 - 3" Series: Up to 11 hp
- **Discharge size:**
 - 2" Series: 2" outlet, threaded 2-11 ½ NPT
 - 3" Series: 3" ANSI flange

- **Insulation:** Class F: 310° F (155° C)
- **Maximum Fluid Temperature:** 104° F (40° C)
- **Phase:** Three-phase
- **Frequency:** 60 Hz
- **Impeller:**
 - GFK Series: Self-cleaning K-impeller
 - GFV Series: Vortex impeller
- **Motor:** Air-filled 3400 rpm motor with built-in thermal overload protection
- **Bearings:** Single row ball bearings
- **Inner Seal:** Carbon/aluminum oxide CSB/Al₂O₃
- **Outer Seal:** Silicon carbide/silicon carbide SiC/SiC
- **Cable Length:** 50 ft (16 m) power cord

AGENCY LISTINGS

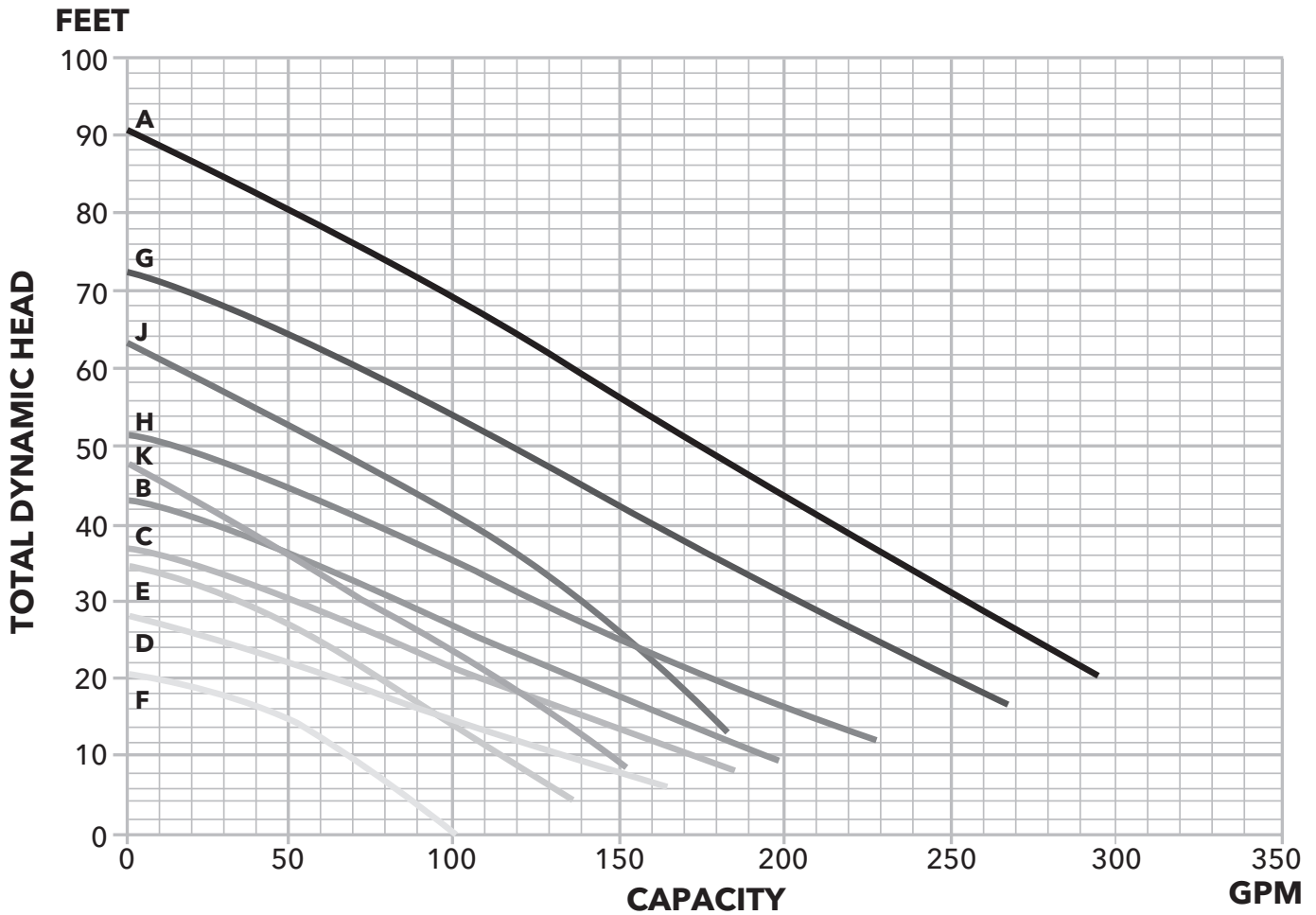
Tested to UL 778 and CSA 22.2 108 standards

 by Canadian Standards Association



Upgraded installation requires MiniCAS module in control panel.

GFK & GFV 2" PERFORMANCE CURVE

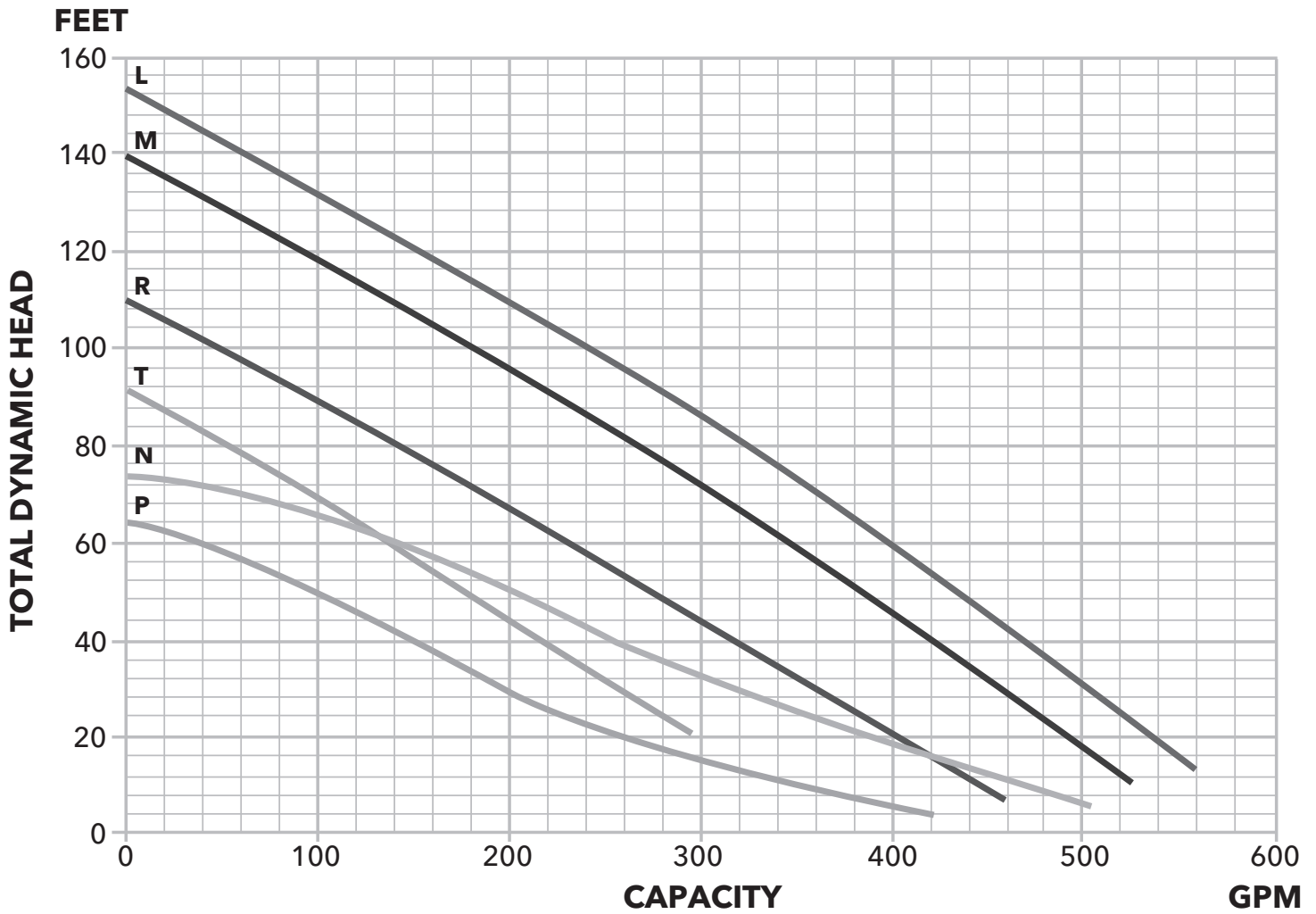


PRODUCT SPECIFICATIONS

GWT Part No.	Impeller Type	Curve ID	Voltage	HP	Rated Current
2GFV1212F	Vortex	F	200	1.2	3.8
2GFV1213F	Vortex	F	230	1.2	4
2GFV1214F	Vortex	F	460	1.2	2
2GFV1712E	Vortex	E	200	1.7	5.1
2GFV1713E	Vortex	E	230	1.7	5
2GFV1714E	Vortex	E	460	1.7	2.5
2GFV3212K	Vortex	K	200	3.2	9.8
2GFV3213K	Vortex	K	230	3.2	8.8
2GFV3214K	Vortex	K	460	3.2	4.4
2GFK1212D	K-non clog	D	200	1.2	3.8
2GFK1213D	K-non clog	D	230	1.2	4
2GFK1214D	K-non clog	D	460	1.2	2
2GFV3812J	Vortex	J	200	3.8	12
2GFV3813J	Vortex	J	230	3.8	10.2
2GFV3814J	Vortex	J	460	3.8	5.1

GWT Part No.	Impeller Type	Curve ID	Voltage	HP	Rated Current
2GFK1712C	K-non clog	C	200	1.7	5.1
2GFK1713C	K-non clog	C	230	1.7	5
2GFK1714C	K-non clog	C	460	1.7	2.5
2GFK1712B	K-non clog	B	200	1.7	5.1
2GFK1713B	K-non clog	B	230	1.7	5
2GFK1714B	K-non clog	B	460	1.7	2.5
2GFK2412H	K-non clog	H	200	2.4	7.7
2GFK2413H	K-non clog	H	230	2.4	7.2
2GFK2414H	K-non clog	H	460	2.4	3.6
2GFK3212G	K-non clog	G	200	3.2	9.8
2GFK3213G	K-non clog	G	230	3.2	8.8
2GFK3214G	K-non clog	G	460	3.2	4.4
2GFK3812A	K-non clog	A	200	3.8	12
2GFK3813A	K-non clog	A	230	3.8	10.2
2GFK3814A	K-non clog	A	460	3.8	5.1

GFK & GFV 3" PERFORMANCE CURVE



PRODUCT SPECIFICATIONS

GWT Part No.	Impeller Type	Curve ID	Voltage	HP	Rated Current
3GFK3812T	K: non-clog	T	200	3.8	12
3GFK3813T	K: non-clog	T	230	3.8	10
3GFK3814T	K: non-clog	T	460	3.8	4.9
3GFV6412P	Vortex	P	200	6.4	18
3GFV6413P	Vortex	P	230	6.4	16
3GFV6414P	Vortex	P	460	6.4	7.9
3GFK6412R	K: non-clog	R	200	6.4	18
3GFK6413R	K: non-clog	R	230	6.4	16
3GFK6414R	K: non-clog	R	460	6.4	7.9

GWT Part No.	Impeller Type	Curve ID	Voltage	HP	Rated Current
3GFV9512N	Vortex	N	200	9.5	26
3GFV9513N	Vortex	N	230	9.5	23
3GFV9514N	Vortex	N	460	9.5	12
3GFK9512M	K: non-clog	M	200	9.5	26
3GFK9513M	K: non-clog	M	230	9.5	23
3GFK9514M	K: non-clog	M	460	9.5	12
3GFK1112L	K: non-clog	L	200	11	30
3GFK1113L	K: non-clog	L	230	11	26
3GFK1114L	K: non-clog	L	460	11	13



Xylem Inc.
 Phone: (866) 325-4210
 Fax: (888) 322-5877
www.xylem.com/gouldswatertechnology

Goulds is a registered trademark of Goulds Pumps, Inc. and is used under license.
 © 2019 Xylem Inc. BGFKGFV R1 March 2019